

# BROW HENNA

## CLIENT CONSULTATION FORM

Brow Henna is a organic naturally based product with over 99% of the ingredients coming from plants. No peroxides or ammonia are added to this product. Brow Henna contains Henna Plant and may contain some of the following essential oils: Cajaput, Cademom, Clove, Cypress, Eucalyptus, Lavender, Niaouli, Palma Rosa, Patchouli, Rose Geranium, and Tea Tree. Henna may include the following: Orange Juice, Lemon Juice, Sage, Wild Cherry Powder, black walnut powder, basil, nutmeg, cinnamon, indigo, cassia, buxus dioica, amla, olive oil. Coconut oil and beet powder. Brow Henna does NOT contain the black chemical P.P.D. (Para phenylene Diamine).

Please fill out this form on your first appointment.

Your answers will better help us to meet your needs and ensure that you have a happy and satisfying experience.

Full Name

Address

Zip / Postal Code

State / Province

City

Date of birth

Phone

Emergency Contact Phone

Email

Yes  No

(Your email address will be used for appointment confirmations, and quarterly newsletters)  
If you would like to subscribe to our newsletter and promotions please tick YES or tick NO

Have you ever had your brows or lashes tinted?

Yes  No

Do you wear contacts?

Yes  No

Have you ever had an adverse reaction to hair color or eyebrow tint, or lash tint? If yes, please explain:

Yes  No

Do you have diabetes, lupus, or any auto-immune disease?

Yes  No

List any medications you have been taking in the past 6 months:

DD

MM

YYYY

HH:MM

**Current conditions, previous discomfort, stinging or adverse reactions:**

**Please tick any that apply:**

- Inflammation of eyelid/eyebrow area
- Skin trauma, swelling or abrasions
- Recent operations around eye, face
- Recent brow tattooing or microblading
- Chemotherapy
- Eye infections/conjunctivitis
- Recent eye surgery
- Allergy to adhesives, glues
- Previous reactions to eye treatments
- Hypersensitive skin
- Sunburn
- Skin Disorders/disease
- Botox/filler injections
- Are you currently pregnant?
- Fainting spells or dizziness
- Diabetes
- Epilepsy
- Tumors, growths, cysts
- Thyroid disturbances
- Tumors, growths, cysts
- Sensitivity to cosmetics

**Any diseases or disorders not listed:**

Do you bruise or bleed easily?

Yes  No

Do you scar easily?

Yes  No

Chemical or laser peel within 6 weeks

Yes  No

Do you have healing problems?

Yes  No

What are the main concerns relating to your eyebrows?

What would you like to improve? Think about shape, colour of your perfect brow

This agreement will remain in effect for this procedure and all future procedures conducted by my Therapist/Technician I have read the above information. If I have any concerns, I will address these with my Therapist/Technician. I give permission to my Therapist/Technician to perform the Henna Brow procedure we have discussed and will hold him/her and his/her staff harmless from any liability that may result from this treatment. I have accurately answered the questions above, including all known allergies, prescription drugs, or products I am currently ingesting or using topically. I understand my Therapist/Technician will take every precaution to minimize or eliminate negative reactions as much as possible. In the event I may have additional questions or concerns regarding my treatment, I will consult the Therapist/Technician immediately. I agree that this constitutes full disclosure, and that it supersedes any previous verbal or written disclosures. I certify that I have read, and fully understand, the above paragraphs and that I have had sufficient opportunity for discussion to have any questions answered. I understand the procedure and accept the risks. I do not hold the technician, whose signature appears below, responsible for any of my conditions that were present, but not disclosed at the time of this procedure that may be affected by the treatment performed today.

I acknowledge that side effects can occur and I fully accept the risk. I understand that my Therapist/Technician, will take every precaution to minimize or eliminate negative reactions as much as possible. I will consult my Therapist/Technician first should I have any complications after receiving my treatment. I have been given the opportunity to ask questions and any questions have been answered to my satisfaction.

Client (Printed Name)

Client Signature

Date

Therapist/Technician Name

Therapist/Technician Signature

Date

**For guests under the age of 18:**

As the parent or legal guardian of \_\_\_\_\_ (minor's name), I give permission for her/him to have spa services performed today. I confirm that I have read and understand all information on the applicable forms for this treatment or service, and accept responsibility on my child's behalf for any disclosures or liabilities described on these forms. I agree to supervise any home care procedures that are recommended as a result of the treatment.

Full name of parent or guardian

Signature of parent or guardian

Date

For Technician use only

# BROW HENNA

## CLIENT LIABILITY WAIVER

**Although every precaution will be made to ensure your safety and well-being before, during and after your tinting application, please be aware of the possible risks below. Please initial:**

- I understand during and after the procedure, temporary swelling, redness, and/or itching may occur.
- I understand that the pigment is absorbed differently due to differences in the skin quality, thus there is no warranty for the treatment success.
- I understand that the shape is determined according to the face proportions.
- I understand and agree to follow the aftercare instructions provided by my Therapist/Technician.
- I understand failure to follow the aftercare instructions may cause an undesirable result.
- I understand that the minimum or maximum duration of henna services cannot be determined with certainty, nor can the warranty be given on performed treatment.
- I understand that Henna Art is an art and not a science. Results will vary and using a makeup pencil or brow powder may still be needed.
- I understand that if the tinting agent, developer, or mixture of both accidentally comes into contact with my eye, my eye will be flushed with water and medical attention may be required.
- I understand that there may be some residual dark staining left on the skin following the tinting process of either my lashes, brows or both. This will fade and go away within a short time.
- I understand that for the first 24 hours after treatment:
  - I will avoid access hot water and steam on the brows.
  - Avoid shampoos & conditioners, makeup & makeup removers, creams, and serums on the brow area.
  - When cleansing the face and brow area after the first 24 hours, cool water will help the henna to last longer than using warm/hot water.
- This agreement will remain in effect for this procedure and all future Henna Brow procedures conducted by my Therapist/Technician or any other Therapist/Technician conducting business at the salon. I understand that this agreement is binding and that I have read and fully understand all information above. I represent that I am over the age of 18 years. If below 18 years of age a parent or guardian must also sign this form.

Client (Printed Name)

Parent or guardian (if under 18 years of age)

Name & Signature

Client Signature

Date

Therapist/TechnicianName

Therapist/Technician Signature

Date

Please follow these aftercare instruction to ensure the best Brow Henna results!

### **Aftercare instructions:**

- Do not use strong makeup removers for 48-hours as they may strip the color (note: oil based makeup remover can cause the henna stain to fade faster)
- Understand that oil breaks down stain. If you have oily/combo skin you may experience faster fading of henna
- Do not rub, pull or pick at the area treated
- Do not allow shampoo or conditioner onto the brows for the first 24-hours
- Avoid heat treatments/facials that involve steaming for 24-hours
- Avoid sunbathing for 24-hours (note: can cause the henna to fade or lighten)
- Avoid swimming/saunas for at least 24 hours after your treatment
- Exposure to the sun/UV lights for long period can cause the henna stain to fade (note: apply sunscreen to your brows while out in the sun)
- If any irritation occurs, apply a clean cold wet pad to the eye area or contact a doctor
- Use the recommended aftercare and do not use oil-based products over your brows
- Avoid using AHAs around the brow area

### **If you have any of the following conditions you are not a good candidate for Brow Henna.**

- Have a positive reaction to a sensitivity patch test
- Inflammation of the eyelid or around the brow area
- Chemotherapy (current cancer treatment—must have physician consent)
- Skin diseases, skin trauma, cuts, abrasions, burns and swelling in the immediate area
- Sunburn
- Skin disorders in the general eye area such as dermatitis (must have physician consent)
- Eye infection such as conjunctivitis
- Recent operations around eyes, head or face in immediate areas
- Hypersensitive skin/eyes
- Recent tattoo or eyebrow microblading (must be fully healed)
- Botox and dermal fillers
- Previous reaction to Henna treatments either on the skin, hair, scalp or face

### **Important Tip**

Treat your Eyebrow Henna like a spray tan no excessive rubbing, scratching or picking. Brushing is ok and helps to stimulate hair growth though treat them with a little TLC & they will last a little longer for you.

# BROW HENNA

## PHOTO RELEASE CONSENT & INSTAGRAM TAGGING

I would like your permission to use these photos for advertising. For example: Portfolios, online and print ads, etc. Your consent is necessary regarding this. Please circle and indicate with your signature if you would like your photos used or not used in advertising. We also like to tag our clients in photos used on our Instagram profile! Please indicate if you'd like to allow this or not below.

Yes, feel free to use them

No, please do not use them

Yes please tag me on Instagram

No, please do not tag me

Client (Printed Name)

Client Signature

Date



### **What is Henna Brows?**

Henna Brows is an all natural form of eyebrow tinting that is used to stain the skin beneath the brow hairs. The purpose of this is to cast a shadow or create an illusion of depth and fullness in the area, visually filling in any sparseness. Henna is a natural dye made from the henna plant. Brow Henna penetrates the shaft of the hair follicle and tints the skin leaving luscious, long-lasting colour, similar to a permanent makeup effect but without unwanted reddish tones. Brow Henna is made up of natural ingredients that encourage the vitality of hair follicles while reinvigorating the eyebrow's natural shape.

### **How long will my Eyebrow Henna last?**

Henna is extremely variable, the skin stain can last from 7 to 14 days and can stain the hair for 4 to 6 weeks. The longevity of henna comes down to so many factors i.e. Skin type, after care, life style, diet etc which is why it is difficult to give an exact answer to this question as it is so extremely variable. The best way to find out is to give it a try and see if it works for you.

Please keep in mind that the skin stain is a secondary effect of staining the hair which is why it doesn't last as long. To get the best results out of your henna it is important to grow back what hair is need to give you a great shape which allows the henna to stick to the hair and last longer.

### **I have had tattooing, Can I still have Eyebrow henna applied?**

Once your Cosmetic Tattoo has healed you can have henna applied to your Eyebrows however due to now having pigment implanted in the skin it is possible you can have an allergic reaction, henna may also fade your Cosmetic Tattoo at a quicker rate however this can not be predicted as products behave differently towards different skins types.

### **What does the henna brow process involve?**

We generally sculpt your brow line into your preferred shape, then select a suitable henna shade to use. Henna powder and demineralised water are mixed together to create a paste, which is then applied through the shape of your eyebrows and allowed to soak into the skin for 10-15 minutes. Less intensity is applied that the beginning of the brow, with more strength in the arch and tail for an ombré effect.

### **How do henna brows compare to other temporary tintings?**

Henna is a safe and natural alternative to tints and dyes. It is vegan friendly and free from peroxide activators, making it a suitable option for anyone with sensitive skin. Most clients prefer the Henna brows to traditional tinting as the henna is a natural product and generally produces longer lasting results. It is a good stepping stone to more permanent eyebrow procedures. We have found its been beneficial to those wanting better definition to their eyebrows perhaps not quite ready to tackle cosmetic tattooing or microblading eyebrows. Henna tinting is more effective for staining the skin compared with other forms of eyebrow tinting.

### **How often will I need to have Eyebrow Henna applied?**

It is recommended to have henna applied every 4 to 6 weeks, however it will depend on personal preference of each and every client to decide when is right for you.

FOR PROFESSIONAL USE ONLY

# BROW HENNA

## CLIENT PERSONAL TRACKING FORM

File

Client Last  
Name Initial

Client Full Name

Date and time

DD

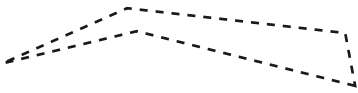
MM

YY

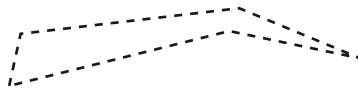
HH:MM

### Initial Treatment

Client Left Brow



Client Right Brow

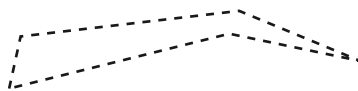


### Updated Treatment

Client Left Brow



Client Right Brow



Skin Therapist Notes

Follow up (Henna used, hair removal method, irritation etc)

---

---

---

---

---

Brow Henna cost

Other

Total treatment cost